

# Dinex Repair kit 54184-RK

## Mounting Instructions

Dinex is pleased to introduce the aftermarket with the pipe rep-kit for Renault Midlum. The Repair Kit gives the opportunity to easily repair the pipe without additional costs. In addition to that Dinex offers full range of pipes for Mercedes Axor Euro III. For more information please contact your local sales office.



To apply the Repair kit to the pipe use the Dinex Exhaust Assembly Paste which is a high quality sealant for efficient leak-proof exhaust systems.

### Complete pipe

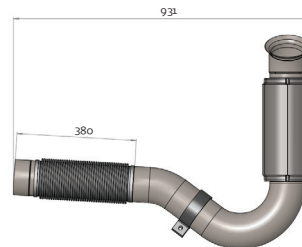


Dinex no. 78800  
Dinex Exhaust Assembly Paste

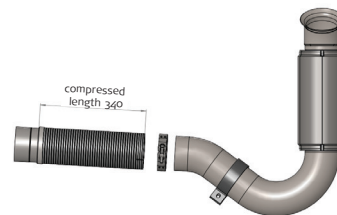
### Repair kit for 54184 - Mercedes Axor OE 941.490.0919



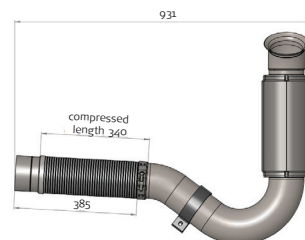
1. Cut the pipe as close as possible to the flex hose and make sure that is not less than 380 mm from pipe end.



2. Before connecting the pipes uniformly apply Dinex Exhaust Assembly Paste (78800).



3. Make sure that there is 385 mm distance from clamp to pipe end as per drawing, while the flex is fully compressed.



To ensure the best results please carefully read the Dinex Exhaust Assembly Paste instruction. \*The assembly paste is not included in the kit.

Quality products from Dinex – Europe's leading supplier of complete exhausts systems and emission technologies for commercial vehicles.



going the extra mile