

NEW PARTS RELEASE




June 2023

going the extra mile



Please contact our business support team.

E-mail: ORDERUS@dinexmission.com or Phone: (478) 250-1730 or (478) 772-5112

Make	Type	Model	EPA Norm.	OE No.	Dinex No.	
Cummins	DOC	ISX/QSX	EPA10	4353250, 4353250NX, 4353250RX, 5298344, 5298344NX, 5298344RX	58280	
CAT	NOx	See next page	Tier 4 Final/Stage V	441-5129, 539-0117	9CT001	
CAT	NOx	See next page	Tier 4 Final/Stage V	441-5130, 539-0118	9CT002	

Please contact your local sales office for additional information.

Our new off-road NOx Sensors are compatible with the following models:

going the extra mile



- GENERATOR: LC31XX
- WHEEL-TYPE LOADER: 910 914 920 926M 930M 938M 950M 950M Z 962M 962M Z 966M 966M XE 972M 972M XE 986K 988K 988K XE 950 GC 982XE 980 980XE 982 966XE 972XE 972 966 980M 982M 988GC 950 962 966 GC
- WHEEL TRACTOR-SCRAPER: 621K OEM 627K 631K 637K 651E 657 657E 621K 623K 651
- LOAD, HAUL, DUMP: R1700K R2900 R2900 XE
- MATERIAL HANDLER: MH3250 MH3260 MH3022 MH3024 MH3040
- MOTOR GRADER: 120 12M 3 12M 3 AWD 14 140 140 GC 140M 3 140M 3 AWD 14M3 150 16 160 160M 3 160M 3 AWD 16M3 18 18M3 404F-22 120 GC
- OEM SOLUTIONS: TR35 3412C 330 MHPU TR35E44-C9.3BL
- ARTICULATED DUMP TRUCK: 725C2 740 GC 740 745 725 730 735
- TRACK-TYPE TRACTOR: D1 D2 D3 D5 D6 D6 XE D6T D6XE D7E D4 D7 D9 D8T D8
- ASPHALT PAVER: AP500F AP1000 AP1055 AP400 AP-1000F AP655F AP600F AP555F AP655 AP-1055F AP555 PE636 AP500 AP455 AP600
- UNDERGROUND ARTICULATED TRUCK: AD45 AD45B
- PIPELAYER: PL83 PL87 PL72
- EXPANDED MINING PRODUCTS: MD6200
- EXCAVATOR: 313 315 320 320 GC 323 325 326 330GC 335 336 336 GC 340 349 352 352 UHD 374 395 323F 323F L 317 317 GC 320F L 323F OEM 323F SA 323F LN 315 GC 345 GC 335F 326F LN 326F L 330F L 329F L 330F 330F OEM 326F 330FMHPU 330 GC 314F CR 330 318F 318F L 316F L 330F LN 316F 333 349 GC 315F LCR 350 325F 325F LCR 350MHPU 312F 355 336 MHPU 313F 313F L
- ENGINE - GENERATOR SET: C7.1 GEN XQP310 LC51XX C175-16 XQ2280 C13 XQ375
- PAVING COMPACTOR: CB10 CB7 CB8 CP68B CP11 CP12 GC CP56B CP74B CS66B CS11 GC CS12 GC CS68B CS76B CS10 GC CS74B CS56B CS78B CS-56B CP-56B CS-76B CS-78B CCS9 CP-54B CS-66B CS-64B CS-54B CS-68B CP-68B CP-74B CS-74B CB13 CW-34 CB16 CB15 CP11 GC CS512 GC
- EARTHMOVING COMPACTOR: 825K 826K 836K 816 815 816K 815K
- BACKHOE LOADER: 416 420 420XE 428 430 432 434 444 450 440 416F2 428F2
- WHEEL DOZER: 824K 834K 814 814K
- COLD PLANER: PM310 PM312 PM313 PM620 PM622
- FOREST PRODUCTS: 521 522 538 568 558 548
- TELEHANDLER: C4.4 C3.6
- ROAD RECLAIMER: RM400 RM500B RM600
- WHEELED EXCAVATOR: M314 M318 C4.4 M320 M319 M317 M316 M315 MH3040 M323F M317F M315F M313-07 M314-07
- PETROLEUM PRODUCTS: 3516C
- OFF-HIGHWAY TRUCK: 770G 770G OEM 772G 772G OEM 797F
- ENGINE - INDUSTRIAL: C13 C13B C15 C18 C4.4 C7.1 C9.3 C9.3B XQ230 SCR XQ1140 C32 C32 MARINE XQP200 3516C MX35 3516E C175-16 3512E 3516B XQ330 XQP115 XQ425
- RETROFIT AFTERTREATMENT: DPF SCR
- TRACK-TYPE LOADER: 963 953K 953 963K 973 973K